


Assessing and Preparing Sports and Non-Sport Cards for Grading: A Comprehensive Guide

Card grading has become increasingly popular among collectors in recent years, as it provides a professional evaluation of a card's condition and authenticity. By submitting your cards to a grading company, you can ensure their value is accurately reflected and protected against damage. This comprehensive guide will walk you through the process of assessing your cards, selecting a grading company, and preparing them for submission to maximize your chances of receiving the highest possible grade.

Assessing Your Cards

The first step in preparing your cards for grading is to assess their condition carefully. Here are some key factors to consider:



Grading 101: How to Assess and Prepare Sports and Non-Sport Cards for Grading by Alan Seaborn

★★★★★ 5 out of 5

Language : English

File size : 3680 KB

Screen Reader: Supported

Print length : 10 pages

Lending : Enabled



1. Centering:

The centering of a card refers to how well the image is positioned within the card's borders. A well-centered card will have equal margins on all sides, while a poorly centered card may have one or more sides that are noticeably off-center. Centering is one of the most important factors that grading companies consider.

2. Corners:

The corners of a card are also critical for grading. Sharp, well-defined corners indicate that the card has been handled with care. If a corner is rounded, creased, or torn, it will significantly reduce the card's grade.

3. Edges:

The edges of a card should be smooth and free of any damage. Even minor imperfections, such as nicks or scratches, can lower the card's grade.

4. Surface:

The surface of a card should be clean and free of any blemishes, such as scratches, stains, or creases. A card with a pristine surface will receive a higher grade than one with visible imperfections.

5. Authenticity:

Before submitting any cards for grading, it is essential to ensure they are authentic. There are numerous resources available to help you identify counterfeit cards, such as Beckett Authentication Services (BAS) or Professional Sports Authenticator (PSA).

Selecting a Grading Company

Once you have assessed your cards, you need to select a grading company. Several reputable grading companies operate in the market, each with its own strengths and weaknesses. Here are some factors to consider when choosing a grading company:

1. Reputation:

The reputation of a grading company is one of the most important factors to consider. Look for companies that have a strong track record of providing accurate and consistent grading services.

2. Customer Service:

Customer service is another critical factor to consider. Choose a grading company known for providing excellent customer support. This will ensure that you have a positive experience throughout the grading process.

3. Turnaround Time:

The turnaround time for grading services can vary significantly depending on the company you choose. If you need your cards graded quickly, you should choose a company with a fast turnaround time.

4. Cost:

The cost of grading services can also vary depending on the company you choose. Be sure to compare the pricing of different companies before making a decision.

Preparing Your Cards for Submission

Once you have selected a grading company, you need to prepare your cards for submission. Here are some tips to ensure your cards are

submitted in the best possible condition:

1. Handle Your Cards with Care:

When handling your cards, always use clean gloves to avoid leaving fingerprints or smudges.

2. Store Your Cards in a Protective Sleeve:

Store your cards in a protective sleeve to protect them from damage during transit.

3. Use a Cardboard Holder:

When shipping your cards to the grading company, use a sturdy cardboard holder to prevent bending or damage.


4. Fill Out the Submission Form:

When submitting your cards, you will need to fill out a submission form. Be sure to fill out the form accurately and completely.

5. Include a Payment:

You will need to include a payment with your submission. Most grading companies accept credit cards or PayPal.

Submitting your sports or non-sport cards for grading can be a rewarding experience. By carefully assessing your cards, selecting a reputable grading company, and preparing them for submission, you can maximize your chances of receiving the highest possible grade. Remember that the grading process takes time and effort, but it is well worth it if you want to protect your valuable cards and ensure their value is accurately reflected.



Grading 101: How to Assess and Prepare Sports and Non-Sport Cards for Grading by Alan Seaborn

★★★★★ 5 out of 5

Language : English

File size : 3680 KB


Screen Reader: Supported

Print length : 10 pages

Lending : Enabled


FREE

DOWNLOAD E-BOOK



Death's Second Chance: The Unbelievable Story of Cris Yeager

On July 29, 2008, Cris Yeager was pronounced dead. But just minutes later, he was revived by paramedics. He had spent more than 20 minutes without a pulse...



From Ralphie Kids to Adolescents: The Journey to Manhood

The transition from childhood to adolescence is a transformative period in a boy's life. It is a time of rapid physical, emotional, and mental changes that...