

Launching the Writing Workshop: A Comprehensive Guide for Educators

The writing workshop is a transformative educational approach that empowers students to develop their writing abilities through a structured and collaborative process. By providing students with opportunities to plan, draft, revise, and share their writing, the writing workshop fosters critical thinking, creativity, and a deep understanding of the writing process. For educators, launching a successful writing workshop requires careful planning, implementation, and reflection. This comprehensive guide will provide educators with all the information they need to establish an effective writing workshop that meets the unique needs of their students.

Key Elements of the Writing Workshop


At the heart of the writing workshop lies a set of core elements that contribute to its effectiveness:

1. **Mini-Lessons:** Brief, targeted lessons that introduce specific writing skills or concepts, providing students with explicit instruction and guidance.
2. **Independent Writing Time:** An extended period during which students engage in independent writing, practicing the skills taught in mini-lessons and developing their writing fluency.
3. **Conferences:** One-on-one or small-group meetings between the teacher and students, allowing for personalized feedback, goal-setting, and support.

4. **Revision and Editing:** A structured process where students revise and edit their writing, improving clarity, organization, and mechanics.
5. **Sharing and Publishing:** Opportunities for students to share their writing with peers and publish their work, fostering a sense of community and ownership.

Launching the Writing Workshop

Launching a writing workshop involves a series of intentional steps that set the foundation for success:



Launching the Writing Workshop: A Step-by-Step Guide in Photographs by Janie Marie

★★★★☆ 4.5 out of 5

Language	: English
File size	: 25752 KB
Text-to-Speech	: Enabled
Screen Reader	: Supported
Enhanced typesetting	: Enabled
Word Wise	: Enabled
Print length	: 144 pages



1. **Establish Clear Goals:** Define the specific objectives and outcomes you want students to achieve through the writing workshop.
2. **Create a Classroom Culture:** Foster a classroom environment that values writing, encourages risk-taking, and supports student growth.
3. **Provide a Rich Writing Environment:** Surround students with resources, such as books, writing tools, and access to technology, to

nurture their writing abilities.

4. **Introduce the Writing Process:** Guide students through the stages of the writing process, emphasizing the importance of planning, drafting, revising, and sharing.
5. **Plan Mini-Lessons:** Design mini-lessons that align with student needs and learning objectives, focusing on key writing skills and concepts.
6. **Establish Routines and Procedures:** Develop clear expectations and procedures for writing workshop activities, including setting up writing spaces, transitioning between stages, and managing materials.

Implementing the Writing Workshop

Effective implementation of the writing workshop requires ongoing facilitation and support:

1. **Conduct Mini-Lessons:** Deliver mini-lessons in a concise and engaging manner, utilizing diverse teaching strategies to meet the needs of all learners.
2. **Facilitate Independent Writing Time:** Provide students with ample time to practice writing independently, offering guidance and support as needed.
3. **Hold Conferences:** Schedule regular conferences to provide feedback, encourage growth, and set individual writing goals.
4. **Guide Revision and Editing:** Support students in revising and editing their work, emphasizing content, organization, and grammar.
5. **Celebrate Sharing and Publishing:** Create opportunities for students to share their writing with peers and publish their work, recognizing

and celebrating their accomplishments.

Assessing Student Progress

Ongoing assessment is crucial for evaluating student growth and informing future instruction:

1. **Student Portfolios:** Collect and document student writing samples, tracking their progress over time and reflecting on areas for improvement.
2. **Conferences and Check-Ins:** Utilize conferences and regular check-ins to assess student understanding, provide feedback, and adjust instruction as needed.
3. **Student Self-Reflections:** Encourage students to reflect on their writing process and identify areas for growth, fostering metacognition and self-directed learning.
4. **Rubrics and Checklists:** Develop rubrics and checklists to provide students with clear criteria for assessing their writing and identifying specific areas of improvement.


Refining and Improving the Writing Workshop

The writing workshop is an ever-evolving process that requires continuous refinement and improvement:

1. **Seek Feedback from Students:** Regularly gather feedback from students to understand their needs, challenges, and suggestions for improvement.

2. **Reflect on Your Practice:** Engage in self-reflection on your own teaching practices, identifying areas for growth and professional development.
3. **Collaborate with Colleagues:** Seek collaboration with other educators to share ideas, learn from best practices, and support each other in implementing writing workshops effectively.
4. **Stay Updated on Best Practices:** Continuously research and stay informed about best practices in writing instruction, incorporating new strategies and resources into your teaching.

Launching and implementing a writing workshop is a transformative endeavor that empowers students to become confident and capable writers. By following the steps outlined in this comprehensive guide, educators can establish a writing workshop that fosters a love of writing, develops essential writing skills, and prepares students for success in all areas of their academic and personal lives. With careful planning, ongoing implementation, and continuous refinement, the writing workshop can unlock the writing potential of every student, fostering a lifelong passion for written expression.



Launching the Writing Workshop: A Step-by-Step Guide in Photographs by Janie Marie

★★★★☆ 4.5 out of 5

Language : English
File size : 25752 KB
Text-to-Speech : Enabled
Screen Reader : Supported
Enhanced typesetting : Enabled
Word Wise : Enabled
Print length : 144 pages


FREE

DOWNLOAD E-BOOK



Death's Second Chance: The Unbelievable Story of Cris Yeager

On July 29, 2008, Cris Yeager was pronounced dead. But just minutes later, he was revived by paramedics. He had spent more than 20 minutes without a pulse...



From Ralphie Kids to Adolescents: The Journey to Manhood

The transition from childhood to adolescence is a transformative period in a boy's life. It is a time of rapid physical, emotional, and mental changes that...