


Singing With the Jazz Combo: A Comprehensive Guide to Baritone Saxophone Improvisation

The baritone saxophone is a unique and versatile instrument that can be used in a variety of musical settings, from classical to jazz. When used in a jazz combo, the baritone saxophone can provide a rich and warm bottom line to the ensemble, as well as solo opportunities for the player.



Singin' with the Jazz Combo (Baritone Saxophone): 10 Jazz Standards for Vocalists with Combo

Accompaniment by Maria José Botelho

★★★★☆ 4.1 out of 5

Language : English

File size : 9817 KB

Print length : 24 pages

Screen Reader : Supported



If you're interested in learning how to sing with the jazz combo baritone saxophone, this comprehensive guide will provide you with everything you need to know. We'll cover topics such as choosing the right mouthpiece and reed, developing your technique, and improvising over chord changes.

Choosing the Right Mouthpiece and Reed

The mouthpiece and reed you choose will have a significant impact on the sound and playability of your baritone saxophone. For jazz combo playing, a mouthpiece with a large tip opening and a wide baffle is a good choice.

This type of mouthpiece will produce a big, fat sound that will cut through the mix well.

The reed you choose should be of medium strength. A too-soft reed will not produce enough resistance, and a too-hard reed will be difficult to play. Experiment with different reeds until you find one that gives you the sound and response you're looking for.

Developing Your Technique

Once you have the right mouthpiece and reed, you can start to develop your technique. Here are a few tips to help you get started:

- **Use a proper embouchure.** The embouchure is the way you hold the mouthpiece in your mouth. For baritone saxophone, the embouchure should be firm but relaxed. Your lips should be rolled over the mouthpiece, and your teeth should be biting down on the mouthpiece evenly.
- **Breathe deeply.** Good breathing is essential for playing any wind instrument. When you're playing the baritone saxophone, be sure to take deep breaths from your diaphragm. This will help you to project your sound and play with more power.
- **Tongue correctly.** Tonguing is the technique used to start and stop the sound on the saxophone. For baritone saxophone, the tongue should be placed behind the upper teeth. When you're ready to play a note, release the tongue quickly and cleanly.
- **Practice regularly.** The best way to improve your technique is to practice regularly. Try to practice for at least 30 minutes each day. As

you practice, focus on developing your sound, intonation, and articulation.

Improvising Over Chord Changes


Once you have a solid foundation in technique, you can start to improvise over chord changes. Improvising is the ability to create your own melodies and rhythms on the spot. This can be a daunting task at first, but with practice, you'll be able to improvise with confidence and creativity.

Here are a few tips to help you get started with improvising over chord changes:

- **Learn the scales and arpeggios for the chords you're playing over.** This will give you a good starting point for your improvisations.
- **Start with simple patterns.** Don't try to play too many notes at once. Start with simple patterns and gradually add more notes as you become more comfortable.
- **Listen to other improvisers.** One of the best ways to learn how to improvise is to listen to other improvisers. Pay attention to the way they use scales, arpeggios, and other techniques.
- **Don't be afraid to make mistakes.** Everyone makes mistakes when they're first starting out. The important thing is to learn from your mistakes and keep practicing.

Singing with the jazz combo baritone saxophone is a rewarding and challenging experience. By following the tips in this guide, you can develop the skills you need to improvise with confidence and creativity. With

practice, you'll be able to play beautiful melodies and solos that will add a unique and special touch to your jazz combo.



Singin' with the Jazz Combo (Baritone Saxophone): 10 Jazz Standards for Vocalists with Combo

Accompaniment by Maria José Botelho

★★★★☆ 4.1 out of 5

Language : English

File size : 9817 KB

Print length : 24 pages

Screen Reader : Supported


FREE

DOWNLOAD E-BOOK



Death's Second Chance: The Unbelievable Story of Cris Yeager

On July 29, 2008, Cris Yeager was pronounced dead. But just minutes later, he was revived by paramedics. He had spent more than 20 minutes without a pulse...



From Ralphie Kids to Adolescents: The Journey to Manhood

The transition from childhood to adolescence is a transformative period in a boy's life. It is a time of rapid physical, emotional, and mental changes that...