


The Real Deal for Beginning Violin Students and Strings: A Comprehensive Guide

Embarking on the journey of learning the violin can be both exhilarating and daunting, especially for beginners. With so many violins and strings available, it can be challenging to navigate the vast selection and choose the best options for your needs and budget. This comprehensive guide aims to provide aspiring violinists with all the essential information they need to make informed decisions when selecting a violin and strings, setting them up for success from the very beginning.

Understanding Violin Construction

A violin consists of numerous intricate components, each contributing to its unique sound and playability. For beginners, it's crucial to familiarize yourself with these parts to make informed choices.



The Real Book for Beginning Violin Students (A and E Strings): Seventy Famous Songs Using Just Six Notes

★★★★☆ 4.6 out of 5

Language : English

File size : 2697 KB

Print length: 68 pages

Lending : Enabled



Body

The violin's body, also known as the corpus, is crafted from select tonewoods, typically spruce for the top plate and maple for the back, ribs,

and scroll. The shape of the body, combined with the arching of the top and back plates, determines the instrument's resonance and projection.

Neck

Extending from the body, the neck provides support for the strings and allows for precise finger placement. It's typically made from mahogany or maple and is attached to the body at the heel.

Scroll

The distinctive scroll at the top of the fingerboard serves both an aesthetic and functional purpose. It provides balance and stability to the instrument and is often elaborately carved.

Bridge

The bridge, situated between the body and the fingerboard, supports the strings and transmits their vibrations to the body, producing sound. It's typically made from maple or ebony.

Fingerboard

The fingerboard, where the musician's fingers interact with the strings, is made from ebony or rosewood. It's where the musician positions their fingers to create different notes.

Strings

Violin strings come in sets of four, each tuned to a specific pitch. They are made from various materials, including steel, aluminum, and synthetic fibers. The choice of strings can significantly impact the violin's sound and playability.

Choosing the Right Violin for Beginners

With a basic understanding of violin construction, you can now delve into selecting the ideal instrument for your needs.

Size and Shape

Violins come in various sizes to accommodate different ages and physical dimensions. The appropriate size will depend on the length of the student's arm, measured from the base of the neck to the center of the palm. It's crucial to choose a violin that's comfortable to hold and play.

Tonewoods and Construction

For beginners, violins made from solid tonewoods like spruce and maple offer excellent sound quality and durability. However, laminated violins, made from layers of wood glued together, are more affordable and still provide a decent tone.

Set-Up

A well-set-up violin is essential for optimal playability and sound. Make sure the bridge is correctly positioned, the strings are at the appropriate height, and the fingerboard is properly curved. A professional violin maker or experienced luthier can perform a thorough set-up.

Selecting the Best Strings for Beginners

Choosing the right strings can enhance the violin's sound and playing experience for beginners.

Materials

Synthetic strings are an excellent choice for beginners due to their durability, low maintenance, and affordability. They're less prone to breakage and are less sensitive to temperature and humidity changes.

Tension

Strings come in different tensions, ranging from light to heavy. Light tension strings are easier to press down, making them a good option for beginners with smaller hands or less finger strength.

Tone

While sound preference is subjective, brighter strings tend to be more responsive and easier to hear, making them suitable for beginners. Experiment with different brands and materials to find strings that complement the violin's tone.

Other Essential Accessories

In addition to the violin and strings, several accessories are essential for violinists.

Bow

The bow is used to create sound by drawing it across the strings. For beginners, a fiberglass or carbon fiber bow is a durable and affordable option.

Rosin

Rosin is applied to the bow hairs to create friction and grip the strings. It's important to choose a rosin specifically designed for violin bows.

Shoulder Rest

A shoulder rest provides support for the violin on the musician's shoulder, ensuring a comfortable playing position. It comes in different styles to accommodate different body types and preferences.

Violin Case

A violin case is essential for protecting the instrument during transportation and storage. Look for a case with a sturdy exterior, plush interior, and ample storage for accessories.

Tips for Maintaining Your Violin and Strings

Proper care and maintenance will extend the life of your violin and strings and keep them in optimal playing condition.

Cleaning

Regularly clean the violin's body and fingerboard with a soft cloth to remove dust and rosin buildup. Avoid using harsh chemicals or abrasive cleaners.


String Changes

Strings should be replaced regularly to maintain their tone and responsiveness. The frequency of string changes depends on the amount of playing time and the type of strings used.

Bridge Adjustment

As the strings stretch and wear over time, the bridge may need to be adjusted to ensure proper string height and intonation. This is a task best left to a professional violin maker.

Selecting the right violin and strings is a crucial first step for aspiring violinists. By understanding the construction of the instrument, the different materials and sizes available, and the essential accessories, beginners can make informed choices that will support their musical journey. With proper care and maintenance, your violin and strings will provide years of enjoyment and help you unlock the beauty of music. Remember to consult with a qualified violin teacher or luthier for personalized advice and support as you progress in your studies.



The Real Book for Beginning Violin Students (A and E Strings): Seventy Famous Songs Using Just Six Notes

★★★★☆ 4.6 out of 5

Language : English

File size : 2697 KB

Print length: 68 pages

Lending : Enabled


FREE

DOWNLOAD E-BOOK



Death's Second Chance: The Unbelievable Story of Cris Yeager

On July 29, 2008, Cris Yeager was pronounced dead. But just minutes later, he was revived by paramedics. He had spent more than 20 minutes without a pulse...



From Ralphie Kids to Adolescents: The Journey to Manhood

The transition from childhood to adolescence is a transformative period in a boy's life. It is a time of rapid physical, emotional, and mental changes that...